



SOLID SURFACE WORKTOPS

Introducing a stylish and durable range of kitchen worktops, bridging the gap between laminate and granite with even greater design and functional features




Earthstone Worktops

- ❖ 6 stunning designs co-ordinate with most kitchens
- ❖ seamless, inconspicuous joints
- ❖ scuffs and scratches can be easily removed
- ❖ resistant to stains & easily cleaned
- ❖ surface is completely repairable
- ❖ no templating, simple to install
- ❖ worktops edged 3 sides ready for immediate fit

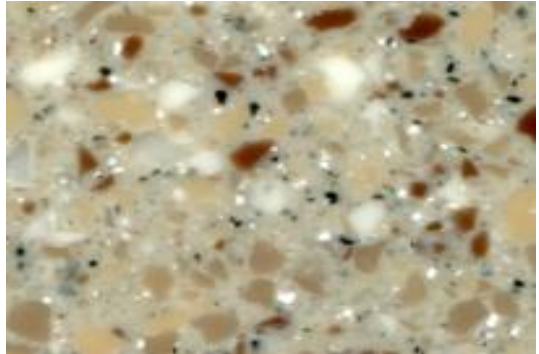
Worktops	3.6M x 650 x 34mm / 1.8M x 650 x 34mm
Breakfast bar	1.8M x 900 x 34mm
Upstands	3.6M x 100 x 12mm
Splashbacks	3.6M x 650 x 6mm / 1.8M x 650 x 6mm
Edging - Straight	910 x 38 x 6mm
Edging - Curved	800 x 38 x 6mm
Colour match adhesive	
Installation & Maintenance Kits	



Black Star



Coffee Melange




Nordic




Pastel



Glacier



Graphite



DERAiam

Head Office: West Coach Park, Bradley Lane,
Standish, Wigan, Lancashire, WN6 0YR

Southern Office: Units 10-10a, Foster Avenue, Woodside Park,
Dunstable, Bedfordshire, LU5 5TA